

THOMMEN AND WORLD CUP EDITION BOARDS ARE IDENTICAL IN SHAPE; THEY ARE ONLY DIFFERENT IN STIFFNESS AND WEIGHT (TECHNOLOGY).



THOMMEN 260	
LENGTH	260 CM 8'6"
WIDTH	49,5 CM 19,5"
VOLUME	74 L
WEIGHT	5,9 KG 13LBS
FIN	NORTH SHORE RACING 28
SAIL	-6,0 M ²
PTE	

THOMMEN 270-II	
LENGTH	270 CM 8'10"
WIDTH	52 CM 20,5"
VOLUME	87 L
WEIGHT	6,1 KG 13,4LBS
FIN	NORTH SHORE RACING 32
SAIL	5,1 - 6,8 M ²
PTE NEW	

THOMMEN 275	
LENGTH	275 CM 9'0"
WIDTH	53 CM 20,9"
VOLUME	100 L
WEIGHT	6,2 KG 13,7LBS
FIN	NORTH SHORE RACING 34
SAIL	5,1 - 7,2 M ²
PTE	

THOMMEN 285	
LENGTH	285 CM 9'4"
WIDTH	53,5 CM 21,1"
VOLUME	110 L
WEIGHT	6,7 KG 14,8LBS
FIN	NORTH SHORE RACING 40
SAIL	6,0 - 7,6 M ²
PTE	

THOMMEN 295	
LENGTH	295 CM 9'8"
WIDTH	58 CM 22,8"
VOLUME	134 L
WEIGHT	7,2 KG 15,9LBS
FIN	NORTH SHORE RACING 44
SAIL	6,4 - 8,1 M ²
PTE NEW	


NON-PLUS-ULTRA

THERE HAS NEVER BEEN A HOTTER RANGE OF RACING BOARDS! EACH ONE A MASTERPIECE SHAPED BY PETER THOMMEN, THE WORLD'S MOST SUCCESSFUL RACE BOARD SHAPER. RACE WINNING SHAPES THAT BJÖRN DUNKERBECK HAS USED TO DECIMATE HIS COMPETITION. EACH MODEL IS THEN PLACED INTO SERIAL PRODUCTION BY F2 UTILIZING INDUSTRY LEADING CONSTRUCTION TECHNIQUES. THE USE OF A FULL CARBON CONSTRUCTION COMBINED WITH A THIN BUT DURABLE ASA OUTER SKIN RESULTS IN A BOARD THAT IS SIGNIFICANTLY STIFFER THAN OTHER PRODUCTION BOARDS. THIS CONSTRUCTION OFFERS SUPERIOR IMPACT RESISTANCE COMPARED TO A HAND MADE CUSTOM. FOR 1997 WE INTRODUCE OUR NEW RACING TECH CONSTRUCTION FEATURING THE ADDITION OF A FOAM SANDWICH PLATE. LABORATORY TESTS HAVE PROVEN: THE NEW F2 THOMMEN BOARDS ARE EVEN STIFFER THAN A HAND MADE THOMMEN ORIGINAL.



SPUTNIK 270-II	
LENGTH	270 CM 8'10"
WIDTH	52 CM 20,5"
VOLUME	87 L
WEIGHT	6,8 KG 15LBS
FIN	CW SLALOM TBT 32
SAIL	5,1 - 6,8 M ²
WCE NEW	

AN ALL NEW PERFORMANCE DESIGN WITH BLISTERING PERFORMANCE: THE 270-II'S ADDITIONAL 6 LITERS OF VOLUME GIVE IT SUBSTANTIALLY BETTER PERFORMANCE IN MEDIUM WIND CONDITIONS. ALREADY A PROVEN WINNER ON SPEED COURSES, THE 270-II'S HAS OUTSTANDING SPEED IN A WIDE VARIETY OF CONDITIONS. FULL SPEED LAYDOWN JIBES ARE SO SIMPLE, WITH THE BOARD TURNING AS IF IT IS ON RAILS.



SPUTNIK 275	
LENGTH	275 CM 9'0"
WIDTH	53 CM 20,9"
VOLUME	100 L
WEIGHT	6,9 KG 15,2LBS
FIN	CW SLALOM TBT 34
SAIL	5,1 - 7,2 M ²
WCE	

BJÖRN DUNKERBECK'S SLALOM WEAPON IN MEDIUM WINDS. IT FEATURES THE BEST POSSIBLE COMBINATION OF AGGRESSIVE ACCELERATION AND MAXIMUM SPEED ON THE SHORT SLALOM SPRINTS BETWEEN THE MARKS. THE 275'S WORLD CLASS SPEED IS BACKED UP WITH SUPER EASY HANDLING. CONFIDENT JIBES AT THE MARKS ARE ASSURED AS THE 275 CAN HANDLE IT ALL FROM TIGHT AND SLASHY TO A HIGH SPEED LAY DOWN.



SPUTNIK 285	
LENGTH	285 CM 9'4"
WIDTH	53,5 CM 21,1"
VOLUME	110 L
WEIGHT	7,4 KG 16,3LBS
FIN	CW RACE TBT 40
SAIL	6,0 - 7,6 M ²
WCE	

IN MARGINAL TO MEDIUM WINDS THE 285 IS THE UNDISPUTED SPEED KING. WHEN IN COURSE RACING THE WIND STAYS JUST OVER 15 KNOTS BJÖRN DUNKERBECK IS NEARLY UNBEATABLE ON THIS BOARD. THIS SPEED MACHINE PROVIDES THE HIGHEST AVERAGE SPEED ON ALL POINTS OF SAIL. IT BLASTS UPWIND AND THEN COMES SCREAMING BACK DOWN FLYING OVER THE SWELLS. THE LONGER THE RACE THE BIGGER THE LEAD.



SPUTNIK 295	
LENGTH	295 CM 9'8"
WIDTH	58 CM 22,8"
VOLUME	134 L
WEIGHT	8,0 KG 17,6LBS
FIN	CW RACE TBT 44
SAIL	6,4 - 8,1 M ²
WCE NEW	

BJÖRN'S CHOICE FOR OPTIMUM PERFORMANCE IN LIGHT WINDS. A NEW HIGHER VOLUME DESIGN WITH A REFINED ROCKER LINE FOR SUPERIOR EARLY PLANING AND PLANING-THROUGH-THE-LULLS CHARACTERISTICS. THE 295 IS A RACE BRED SOLUTION TO EVEN THE LIGHTEST MOST INCONSISTENT CONDITIONS. IT POINTS UPWIND AT INCREDIBLY HIGH ANGLES, WHILE DOWNWIND IT PLANES LONGER AND FASTER.



WAVE 250

POLAKOW POWER	LENGTH	250 CM	8'4"
	WIDTH	52 CM	20,5"
	VOLUME	75 L	
	WEIGHT	7,2 KG	15,9LBS
	FIN	NORTH SHORE WAVE 21	
	SAIL	-5,4 M ²	

PRO

THIS YELLOW BEAST IS A DEDICATED HARD-CORE HIGH WIND WAVE RIDING DREAM. IT'S SPEEDY CONTINUOUS ROCKER LINE ALLOWS YOU TO RE-DEFINE YOUR LIMITS. BUILT FOR THE HARD CHARGING SAILOR WHO IS ALWAYS PUSHING THE ENVELOPE: BIG JUMPS, SLASHING OFF-THE-LIPS, HUGE AERIALS, WAVE 360'S. YOU NAME IT, THE WAVE 250 IS CONTEST CAPABLE AND EAGER TO PLEASE YOUR EVERY HIGH WIND DESIRE.

WAVE 254

JOSH'S BEST FRIEND	LENGTH	254 CM	8'4"
	WIDTH	54,5 CM	21,5"
	VOLUME	82 L	
	WEIGHT	7,3 KG	16,1LBS
	FIN	NORTH SHORE WAVE 23	
	SAIL	3,6 - 5,8 M ²	

PRO

NEW

AN ALL NEW YELLOW DEMON BUILT TO PUT SOME FIRE IN SMALL TO MEDIUM SURF. JOSH STONE'S NEW STICK IS BUILT TO SLICE QUICK SNAPPY TURNS AND SLAM INTO THE LIP. BORN TO FLY, THE WAVE 254 LOVES HUGE AIR, GIVING YOU THE CONFIDENCE TO REALLY GO FOR IT! TRULY VERSATILE, THE WAVE 254 IS EQUALLY CAPABLE OF TEARING UP THE SURF AS IT IS BLASTING ALONG IN BUMP & JUMP CONDITIONS. CATCH THE SPIRIT!

AXXIS 262

SIMPLY CONVERTIBLE	LENGTH	262 CM	8'5"
	WIDTH	55 CM	21,7"
	VOLUME	85 L	
	WEIGHT	7,1 KG	15,7LBS
	FIN	CW SLALOM TBT 30/WAVE 25	
	SAIL	4,1 - 6,1 M ²	

PRO

NEW

PETER THOMMEN'S HOT NEW CONVERTIBLE DESIGN. TESTED BY JOSH STONE, BUILT TO EXCEL IN ALL KINDS OF CONDITIONS FROM FLAT WATER, TO BUMP & JUMP, TO WAVES. THE AXXIS 262 CAN BE QUICKLY TUNED TO PERFECTION TO SUIT WHATEVER YOU MIGHT ENCOUNTER. A FREERIDING PHENOM CAPABLE OF HIGH FLYING JUMPS, SLASHING TURNS AND BLAZING SPEED - AND IT ALWAYS STAYS UNDER TOTAL CONTROL!

AXXIS 272

WAVE CONVERTIBLE	LENGTH	272 CM	8'11"
	WIDTH	55 CM	21,7"
	VOLUME	95 L	
	WEIGHT	7,2 KG	15,9LBS
	CW-FIN	CONVERTIBLE TBT 32	
	SAIL	4,6 - 6,6 M ²	

PRO

NEW


THE PERFECT BOARD FOR ALL-ROUND USE ON FLAT WATER, SWELLS OR SMALL WAVES. PETER'S 272 IS TRULY CAPABLE OF HANDLING IT ALL. QUICK TO PLANE, ITS ACCELERATION IS CLOSE TO A RACE BOARD AND YET IT IS AS VERSATILE AS ANY OF ITS SMALLER AXXIS BROTHERS. IT'S OUTSTANDING CONTROL ALLOWS YOU TO CARVE INTO EVERY JIBE AT FULL SPEED. THIS BOARD DEFINES THE FREERIDING CATEGORY: FAST, FUN AND SUPER MANEUVERABLE.


AXXIS 278

MANEUVER CONVERTIBLE	LENGTH	278 CM	9'1"
	WIDTH	56 CM	22,0"
	VOLUME	103 L	
	WEIGHT	7,6 KG	16,8LBS
	CW-FIN	SLALOM TBT 34	
	SAIL	5,1 - 7,2 M ²	

PRO

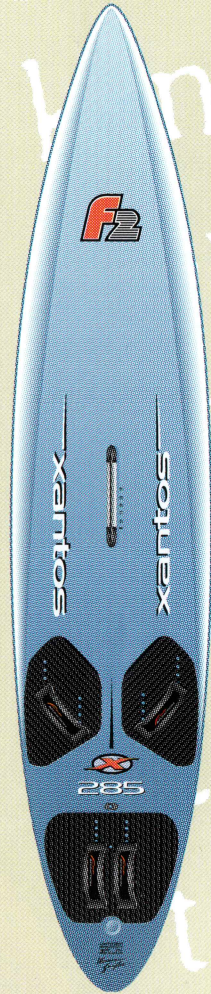
THE SLALOM POWER HOUSE IN THE AXXIS RANGE. THE ROUGHER THE CONDITIONS THE MORE YOU WILL APPRECIATE ITS INCOMPARABLE SMOOTHNESS AND THE TOTAL CONTROL OF THIS SLALOM ORIENTED SHAPE. DUE TO IT'S LEGENDARY HANDLING IT IS EASY TO JIBE IN EVEN ROUGHEST CHOP. SMOOTH OR RADICAL THE AXXIS 278 RESPONDS WILLINGLY. SLALOM ORIENTED FREERIDING HAS NEVER BEEN SO MUCH FUN.






WERNER GNIGLER'S XANTOS RANGE REPRESENTS A NEW PHILOSOPHY OF EASY HANDLING AND EARLY PLANING BOARDS: STEP ON, SHEET IN AND PLANE AWAY IN TOTAL COMFORT. IT IS SIMPLE TO SAIL THESE BOARDS THAT THEY MAKE THE PERFECT PARTNER FOR PLANING NOVICES, WHILE STILL BEING PERFORMANCE ORIENTED ENOUGH TO HAVE THE FEEL OF A PURE-BRED RACING SHAPE FOR AMBITIOUS SAILORS. IN ADDITION TO THIS YOU GET THE XANTOS TRADEMARK EASY HANDLING AND EXCELLENT JIBING CHARACTERISTICS. JIBING THEM IS A DREAM NO MATTER HOW ROUGH THE WATER GETS. ALL YOU NEED TO DO IS CHOOSE YOUR PERSONAL SIZE AND SHEET IN FOR THE BEST SUMMER OF YOUR LIFE. XANTOS - THE BOARDS THAT DEFINED THE FREERIDING GENERATION IN MARGINAL TO MEDIUM WINDS!


Gestaltung: S.YH= Communications, Salzburg/Austria; Photos: Thorsten Indra; Helicopter Action; Windward Aviation. Don Shearer, Austria Export; Prospekt; Änderungen vorbehalten; Subject to alteration.




XANTOS 285			
CURVING STAR	LENGTH	285 CM	9'4"
	WIDTH	57,5 CM	22,6"
	VOLUME	118 L	
	WEIGHT	8,0 KG	17,6LBS
	FIN	CW RACE 38	
	SAIL	5,1 - 7,8 M ²	
PRO			
THE SMALLEST MODEL IN THE XANTOS RANGE WAS DESIGNED TO HAVE A DEFINITE BIAS TOWARDS EATING UP ROUGH WATER AND CARVING JIBES WITH UNPARALLELED EASE AND MANEUVERABILITY. LIGHTWEIGHT SAILORS CAN QUICKLY REFINE THEIR JIBING TECHNIQUE, WHILE HEAVY WEIGHTS APPRECIATE ITS OUTSTANDING VERSATILITY. MAXIMUM PERFORMANCE FROM A SMALL AND FRIENDLY FREERIDING MACHINE!			





XANTOS 295-II			
SLALOM STAR	LENGTH	295 CM	9'8"
	WIDTH	59 CM	23,2"
	VOLUME	133 L	
	WEIGHT	8,2 KG	18,1LBS
	FIN	CW RACE 40	
	SAIL	5,6 - 8,1 M ²	
PRO		NEW	
AN ALL NEW BOARD CREATED BY WERNER GNIGLER FOR ENDLESS FUN IN MARGINAL TO MEDIUM WINDS. THE NEW 295 FEATURES EVEN SPORTIER PERFORMANCE IN EVERY CATEGORY. ITS FUN SHAPE DELIVERS SUPER EARLY PLANING, RAPID ACCELERATION, HIGH TOP SPEEDS, EASY JIBING AND A SUPERIOR LEVEL OF CONTROL AND COMFORT. XANTOS 295-II: THE SECOND GENERATION OF SLALOM FREERIDING!			




XANTOS 310			
GIANT SLALOM STAR	LENGTH	310 CM	10'2"
	WIDTH	61 CM	24"
	VOLUME	147 L	
	WEIGHT	8,9 KG	19,6LBS
	FIN	CW RACE 40	
	SAIL	5,6 - 8,1 M ²	
PRO			
WERNER GNIGLER DESIGNED THIS ORIGINAL „HARLEY“ THAT STARTED THE XANTOS FREERIDING DREAM: THE FIRST 310 WITHOUT A DAGGERBOARD. THE XANTOS 310 CONVINCES WITH A POWERFUL AND SPORTY DEMEANOR. IT HAS THE FEEL OF A PURE SLALOM BOARD, BUT ITS LENGTH AND VOLUME MAKE IT A PERFECT CHOICE IN LIGHT TO MARGINAL WIND LOCATIONS OR FOR HEAVY WEIGHT SLALOM SAILORS.			



XANTOS 325			
SUPER GIANT SLALOM	LENGTH	325 CM	10'8"
	WIDTH	64 CM	25,2"
	VOLUME	169 L	
	WEIGHT	10,6 KG	23,4LBS
	FIN	CW RACE 40	
	SAIL	6,1 - 8,1 M ²	
PRO			
THE KING OF EARLY PLANING BUILT TO CRUISE THE SUPER GIANT SLALOM HIGHWAY. THE PERFECT CHOICE FOR FIRST TIME SHORT BOARDERS, HEAVY WEIGHTS OR THOSE JUST LOOKING TO GET PLANING IN THE MOST MARGINAL CONDITIONS. THE 325'S SPORTY OUTLINE AND CONSISTENT VOLUME DISTRIBUTION DELIVER A PERFORMANCE RIDE CAPABLE OF JIBING WITH UNPARALLELED EASE FOR ABOARD OF THIS SIZE.			



'97 / F2



PHOENIX

EASY RIDER	LENGTH	340 CM	11'2"
	WIDTH	66 CM	26"
	VOLUME	195 L	
	WEIGHT	11,8 KG	26LBS
	FIN	CW RACE 38	

PRO **NEW**

AN ALL NEW BIG BOARD CONCEPT TO INITIATE A WINDSURFING REVIVAL ON INLAND WATERS. ITS GOAL: ALL WIND PERFORMANCE IN A FULL SIZE PACKAGE. THE PHOENIX HAS CREATED A WHOLE NEW CLASS OF LONGBOARDS AND EXTENDS THE DISCIPLINE OF FREERIDING INTO ALL WIND RANGES. NOVICES CAN EASILY LEARN THE BASICS, WHILE MORE ADVANCED SAILORS CAN EXPERIENCE ITS HIGH LEVEL OF PLANING PERFORMANCE.

TANDEM

FUN KING	LENGTH	380 CM	12'6"
	WIDTH	75 CM	29,5"
	VOLUME	CA. 280 L	
	WEIGHT	18 KG	39,7LBS
	FIN	CW RACE 40	

CLASSIC

WE SHOULD HAVE REALLY CALLED THIS BOARD THE FUNDEM. A PERFORMANCE WIND-SURFER MADE FOR TWO. RANGE OF USE - LIGHT WIND: PLANING WHEN THE OTHERS STILL LIE ON THE BEACH. MEDIUM WINDS: FASCINATION OF „DOUBLE PLANING“ AND „DOUBLE POWER JIBING“. INSTRUCTIONS: AS SINGLE BOARD WITH ONE RIG AND AS TANDEM WITH THE INSTRUCTOR IN REAR POSITION.

COMET SLALOM 315

CLASSIC	LENGTH	315 CM	10'4"
	WIDTH	64 CM	25,2"
	VOLUME	149 L	
	WEIGHT	10,4 KG	22,9LBS
	FIN	CW SLALOM E90	

COMET 330

CLASSIC	LENGTH	330 CM	10'10"
	WIDTH	67 CM	26,4"
	VOLUME	170 L	
	WEIGHT	11,9 KG	26,2LBS
	FIN	CW SLALOM E90	

ROOKIE

CLASSIC	LENGTH	335 CM	11'0"
	WIDTH	78 CM	30,7"
	VOLUME	240 L	
	WEIGHT	19,8 KG	43,7LBS

COMET SL 315 - THE TRENDSSETTER: STILL TODAY THE SPORTIEST DAGGERBOARD BOARD.


COMET 330 - THE CLASSIC: THOUSANDS OF CONTENTED SAILORS STARTED THEIR „CAREER“ ON THIS BOARD

ROOKIE - THE BEGINNERS BOARD: IDEAL FOR THE VERY FIRST HOURS - SUCCESS GUARANTEED.



NORTH SHORE

WAVE		US BOX	
Size	Inch	Sails m ²	Depth mm
21	8,3	3,1 - 4,6	210
23	9,1	4,1 - 5,4	230
25	9,9	5,1 - 5,8	250



NORTH SHORE

BUMP & JUMP		POWER BOX	
Size	Inch	Sails m ²	Depth mm
28	11,0	4,6 - 5,6	280
30	11,8	5,1 - 6,1	300
32	12,6	5,6 - 6,6	320



NORTH SHORE

SLALOM RACING		POWER BOX	
Size	Inch	Sails m ²	Depth mm
28	11,0	4,6 - 5,6	280
30	11,8	4,6 - 6,0	300
32	12,6	5,1 - 6,4	320
34	13,4	5,6 - 6,8	340
36	14,2	6,0 - 6,8	360




NORTH SHORE

COURSE RACING		POWER BOX	
Size	Inch	Sails m ²	Depth mm
38	15,0	6,4 - 7,2	380
40	15,8	6,8 - 7,2	400
42	16,5	6,8 - 7,6	420
44	17,3	7,2 - 7,6	440
46	18,1	7,6 - 8,1	460



concrete wave

SEAGRASS L		POWER BOX		
Size	Inch	Material	Sails m ²	Depth mm
26	10,2	Glass-PA	5,6 - 7,1	260



concrete wave

RACE		POWER BOX		
Size	Inch	Material	Sails m ²	Depth mm
40	15,8	TBT	6,8 - 8,1	400
44	17,3	TBT	7,6 - 8,1	440



concrete wave

SLALOM		POWER BOX		
Size	Inch	Material	Sails m ²	Depth mm
28	11,0	TBT	4,1 - 5,6	280
30	11,8	TBT	4,6 - 6,0	300
32	12,6	TBT	5,1 - 6,4	320
34	13,4	TBT	5,6 - 6,8	340



concrete wave

CONVERTIBLE 32		POWER BOX		
Size	Inch	Material	Sails m ²	Depth mm
32	12,6	TBT	5,1 - 6,4	320



concrete wave

RACE		POWER BOX		
Size	Inch	Material	Sails m ²	Depth mm
36	14,2	Glass	6,0 - 7,2	360
38	15,0	Glass	6,4 - 7,6	380
40	15,8	Glass	6,8 - 8,1	400



concrete wave

SLALOM E90		POWER BOX		
Size	Inch	Material	Sails m ²	Depth mm
L	13,2	Glass-PA	5,1 - 7,1	335



concrete wave

WAVE 25		POWER BOX		
Size	Inch	Material	Sails m ²	Depth mm
25	9,9	Glass	4,1 - 5,4	250



'97 / **F2**

